

MAYOR:
John Labriola

TOWN ADMINISTRATOR:
Stephanie Tillerson

TOWN ATTORNEY:
Joseph Wilson



MAYOR PRO TEMPORE:
Michael Heidingsfelder

COUNCIL MEMBERS:
Bradley D. Belt
Russell A. Berner

**Town of Kiawah Island
PUBLIC SAFETY COMMITTEE MEETING**

**Municipal Center Council Chambers
January 17, 2024; 11:30 am**

AGENDA

- I. **Call to Order:**
- II. **Roll Call:**
- III. **Approval of Minutes:**
 - A. Public Safety Committee Meeting Minutes of October 11, 2023
- IV. **Citizens' Comments:**
- V. **Agency Updates (as required)**
 - A. Charleston County Sheriff's Department
 - B. St. John's Fire District
 - C. Charleston County Emergency Medical Services
 - D. Beach Patrol
 - E. Kiawah Island Community Association
- VI. **Old Business: (Updates)**
 - A. TOKI Law Enforcement Feasibility Study Consultant Recommendation
 - B. Update on Gate Access Protocol/KICA Security (Mark)
 - C. Update on Communication
- VII. **New Business:**
 - A. 2024 PSC Meeting Schedule
 - B. Kiawah Island Parkway - Lighting on Roadway
- VIII. **Chairman's Updates (open)**
- IX. **Committee Members' Comments:**
- X. **Adjournment:**

Town of Kiawah Island
PUBLIC SAFETY COMMITTEE MEETING
Municipal Center Council Chambers
October 11, 2023; 11:30 am

Minutes

I. **Call to Order:** *Mr. Harris called the meeting to order at 11:30 am.*

II. **Roll Call:**

Present: Craig Harris, Chairman
Yvonne Johnstone
Bill Thomae
Nancy Robison
Mark Ruppel

Absent: Dwight Williams

Also Present: Fire Chief Kunitzer, *St. Johns Fire District*
Chief Stanley, *St. Johns Fire District*
Assistant Deputy Chief Palawasta, *Charleston County EMS*
Rob Edgerton, *Beach Patrol*
Michael Sosnowski, *Evening Code Enforcement*

III. **Approval of Minutes:**

A. Public Safety Committee Meeting Minutes of August 9, 2023,

Mr. Ruppel made a motion to approve the minutes of the August 9, 2023, Public Safety Committee meeting. Mr. Thomae seconded the motion, and it was unanimously approved.

IV. **Citizens' Comments:**

None

V. **Agency Updates (as required)**

A. Charleston County Sheriff's Department

| Town of Kiawah Monthly Report | September | YTD |
|--|------------------|-------------|
| Number of all Written Report (excluding accident reports) | 4 | 35 |
| Accident Reports – Vehicle Mishaps | 0 | 11 |
| Accident Involving Deer | 0 | 1 |
| Number of Calls Handle Not Requiring a Report | 3 | 116 |
| Number of Traffic Stops | 0 | 80 |
| TOTAL NUMBER OF CALLS HANDLED (dispatched/self-generated) | 7 | 175 |
| Written Warnings Issued | 0 | 76 |
| Traffic Citations Issued | 0 | 5 |
| Total Warnings and Citations Issued | 0 | 81 |
| Arrests | 0 | 0 |
| Alarm Calls | 1 | 53 |
| Total Citizen Contacts/Assists | 60 | 1006 |
| Pro-Active Patrols | 62 | 678 |

No additional report

B. St. John's Fire District

| St. Johns Fire District 2023 Reports | | | | | | | | | | | | | |
|---|------------|-----------|------------|-----------|------------|-----------|------------|-----------|------------|-----------|------------|-----------|------------|
| 2023 | January | February | March | April | May | June | July | August | September | October | November | December | Totals |
| | Station | Station | Station | Station | Station | Station | Station | Station | Station | Station | Station | Station | Station |
| MPRS Incident Type | 4 | 6 | 4 | 6 | 4 | 6 | 4 | 6 | 4 | 6 | 4 | 6 | 4 |
| Flies | 0 | 0 | 0 | 0 | 1 | 0 | 2 | 0 | 2 | 2 | 0 | 1 | 1 |
| Overpressure Rupture, Explosion, Overheat (no fire) | 0 | 0 | 0 | 0 | 0 | 0 | 0 | 0 | 0 | 0 | 0 | 0 | 0 |
| Rescue & Emergency Medical Service Incident | 13 | 6 | 18 | 7 | 18 | 8 | 16 | 12 | 12 | 30 | 17 | 18 | 7 |
| Hazardous Condition (No Fire) | 0 | 0 | 1 | 0 | 1 | 0 | 0 | 2 | 0 | 0 | 1 | 0 | 2 |
| Service Call | 2 | 4 | 1 | 0 | 1 | 0 | 4 | 3 | 6 | 0 | 4 | 3 | 1 |
| Good Intent Call | 1 | 1 | 2 | 2 | 3 | 1 | 3 | 5 | 2 | 2 | 2 | 7 | 0 |
| False Alarm & False Call | 3 | 7 | 6 | 7 | 4 | 11 | 9 | 10 | 11 | 13 | 9 | 19 | 6 |
| Severe Weather & Natural Disaster | 0 | 0 | 0 | 0 | 0 | 0 | 0 | 0 | 0 | 0 | 0 | 2 | 0 |
| Special Incident Type | 0 | 0 | 0 | 0 | 2 | 0 | 0 | 0 | 0 | 0 | 0 | 0 | 0 |
| TOTAL CALLS | 23 | 18 | 28 | 16 | 35 | 21 | 34 | 25 | 49 | 30 | 20 | 41 | 35 |
| Incidents by Volume | | | | | | | | | | | | | |
| Fire | 3-66 | 5-77 | 3-27 | 5-81 | 3-41 | 3-21 | 5-77 | 3-50 | 1-99 | | | | |
| Medical | 58-27 | 46-00 | 95-33 | 91-88 | 91-93 | 93-93 | 46-00 | 48-40 | 57-14 | | | | |
| Other | 38-13 | 34-23 | 40-59 | 43-50 | 41-81 | 41-75 | 34-23 | 44-58 | 38-21 | | | | |
| Incidents by Island | # | % | # | % | # | % | # | % | # | % | # | % | # |
| Johns Island | 074 | 60.59 | 145 | 55.77 | 184 | 60.13 | 173 | 54.05 | 184 | 51.98 | 076 | 47.70 | 145 |
| Kiawah Island | 39 | 14.05 | 44 | 16.92 | 57 | 18.63 | 59 | 18.44 | 79 | 22.51 | 93 | 25.30 | 44 |
| Seabrook Island | 33 | 11.87 | 38 | 13.95 | 38 | 12.72 | 55 | 17.19 | 55 | 15.54 | 37 | 10.41 | 38 |
| Wassawee Island | 22 | 11.91 | 25 | 12.45 | 27 | 8.20 | 33 | 10.31 | 38 | 10.77 | 43 | 11.45 | 21 |
| TOTAL | 229 | | 260 | | 306 | | 320 | | 354 | | 369 | | 260 |

Fire Chief Kunitzer stated that Deputy Chief Stanley would be retiring in December after over forty years of service to the St. John's Fire District.

Fire Chief Kunitzer stated that the external stakeholder's strategic planning meeting scheduled last month had to be rescheduled and will now be taking place on December 4th in the Municipal Center Council Chambers from 9:00 to 11:00 am.

Fire Chief Kunitzer reported that at the end of August, the STJFD was dispatched to Salt House Lane for smoke outside. Arriving on the scene in under four minutes, firefighters discovered a fire on an outside wall, which was quickly knocked down.

Fire Chief Kunitzer stated that next week, the STJFD would be participating in the Wellness Fair hosted by the Resort. He also noted that it was also Fire Prevention Week, and there had been many messages pushed out on this year's theme was Cooking Fires, the number one cause of fires in the country. There will also be a big event held on Saturday, October 14th, from 4:00 to 7:00 pm at Haut Gap Middle School.

C. Charleston County Emergency Medical Services

| KIAWAH Response Data | | | | | | | | | | | | | |
|---|---------|-------|-------|---------|-------|-------|--------------------|-------|-------|-------|-------|-------|-------|
| 30 DAY/S 9/1/2023 thru 9/30/2023 | | | | | | | Sep 01 thru Sep 30 | | | | | | |
| | Overall | Echo | Delta | Charlie | Bravo | Alpha | 2023 | 2022 | 2021 | 2020 | 2019 | | |
| Responses | 37 | 0 | 10 | 10 | 12 | 5 | 37 | 30 | 21 | 30 | 21 | | |
| Avg Responses per Day | 1.2 | 0.0 | 0.3 | 0.3 | 0.4 | 0.2 | 1.2 | 1.0 | 0.7 | 1.0 | 0.7 | | |
| Avg Response Time | 10:29 | NA | 10:48 | 10:00 | 10:15 | 11:20 | 10:29 | 12:42 | 16:03 | 18:17 | 14:33 | | |
| Fractile | 70% | NA | 60% | 70% | 83% | 60% | 70% | 60% | 33% | 40% | 57% | | |
| % > 20 Minutes | 5% | NA | 10% | 0% | 8% | 0% | 5% | 7% | 19% | 37% | 19% | | |
| 0:00 1:00 2:00 3:00 4:00 5:00 6:00 7:00 8:00 9:00 10:00 11:00 12:00 13:00 14:00 15:00 16:00 17:00 18:00 19:00 20:00 21:00 22:00 23:00 | | | | | | | | | | | | | |
| Incidents | 0.0 | 3.0 | 1.0 | 0.0 | 1.0 | 1.0 | 1.0 | 0.0 | 2.0 | 2.0 | 2.0 | 4.0 | 3.0 |
| Resp. Time | NA | 07:30 | 08:01 | NA | 19:17 | 09:03 | 15:01 | NA | 13:16 | 09:48 | 02:23 | 08:38 | 05:20 |
| Fractile | NA | 100% | 100% | NA | 0% | 100% | 0% | NA | 50% | 50% | 100% | 100% | 40% |

Assistant Deputy Chief Palawasta reported that in September, there were thirty-seven responses to Kiawah. The average response time was 10.29, which is an improvement over the last several years, and also the most calls responded to in September over the last several years. For any calls over twenty minutes, there is an investigation. Of the calls during September, one was due to the ambulance located at the fire station not starting, with the unit at Medic 10 having to respond, and the other was due to multiple calls on Seabrook delaying the response.

D. Beach Patrol

| Enforcement | Subcategory | Verbal Warning | Written Warning | Citation | Violation Total |
|-------------|--------------------------------|----------------|-----------------|----------|-----------------|
| | Alcohol 15-208 | 0 | 0 | 0 | 0 |
| | Alligator 15-501 | 0 | 0 | 0 | 0 |
| | Beached Boat 16-803 | 0 | 1 | 0 | 1 |
| | Beach Fire 15-105 | 0 | 0 | 0 | 0 |
| | Build Permit | 0 | 0 | 0 | 0 |
| | Business License | 0 | 0 | 0 | 0 |
| | Critical Habitat 16-604 | 164 | 8 | 1 | 173 |
| | Disorderly 15-204 | 0 | 0 | 1 | 1 |
| | Drone 7-302 | 9 | 4 | 0 | 13 |
| | Dune 16-403 | 252 | 1 | 1 | 254 |
| | Fireworks 15-209 | 0 | 0 | 0 | 0 |
| | Glass 16-818 | 139 | 2 | 1 | 142 |
| | Harass Animal 16-810 | 20 | 4 | 0 | 24 |
| | Leash 7-201 | 411 | 35 | 7 | 453 |
| | Lights 16-107 | 0 | 0 | 0 | 0 |
| | Littering 15-212 | 1 | 0 | 0 | 1 |
| | Narcotics 15-213 | 0 | 0 | 0 | 0 |
| | Noise 15-306 | 3 | 0 | 0 | 3 |
| | Nudity 16-806 | 1 | 0 | 0 | 1 |
| | Other | 14 | 0 | 5 | 19 |
| | Parking 13-103 | 7 | 2 | 7 | 16 |
| | Personal Article Storage 8-119 | 0 | 3 | 0 | 3 |
| | Plastic 14-402 | 1 | 0 | 0 | 1 |
| | Shovel 16-409 | 131 | 0 | 0 | 131 |
| | Storage 16-805 | 0 | 6 | 0 | 6 |
| | STR Bikes Beach Gear 14-506f | 0 | 0 | 0 | 0 |
| | STR Parking 14-506d | 0 | 0 | 0 | 0 |
| | STR Parking 14-506d(1) | 0 | 0 | 0 | 0 |
| | STR Parking 14-506d(5) | 0 | 4 | 0 | 4 |
| | STR Trash 14-506e(1) | 0 | 0 | 0 | 0 |
| | Swim Wade 15-314 | 50 | 1 | 0 | 51 |
| | Trespass 15-119 | 0 | 0 | 0 | 0 |
| | Vehicle 16-302b | 58 | 4 | 3 | 65 |
| | Total | 1261 | 75 | 26 | 1362 |

| Enforcement | Subcategory | Verbal Warning | Written Warning | Citation | Violation Total |
|-------------|--------------------------------|----------------|-----------------|----------|-----------------|
| | Alcohol 15-208 | 2 | 0 | 0 | 2 |
| | Alligator 15-501 | 0 | 0 | 0 | 0 |
| | Beached Boat 16-803 | 0 | 0 | 0 | 0 |
| | Beach Fire 15-105 | 0 | 0 | 4 | 4 |
| | Build Permit | 0 | 3 | 0 | 3 |
| | Business License | 0 | 0 | 0 | 0 |
| | Critical Habitat 16-604 | 8 | 0 | 0 | 8 |
| | Disorderly 15-204 | 2 | 0 | 1 | 3 |
| | Drone 7-302 | 1 | 0 | 0 | 1 |
| | Dune 16-403 | 5 | 0 | 0 | 5 |
| | Fireworks 15-209 | 11 | 0 | 0 | 11 |
| | Glass 16-818 | 12 | 0 | 0 | 12 |
| | Harass Animal 16-810 | 3 | 0 | 0 | 3 |
| | Leash 7-201 | 21 | 2 | 3 | 26 |
| | Lights 16-107 | 178 | 2 | 0 | 180 |
| | Littering 15-212 | 1 | 55 | 0 | 56 |
| | Narcotics 15-213 | 0 | 0 | 0 | 0 |
| | Noise 15-306 | 26 | 0 | 0 | 26 |
| | Nudity 16-806 | 0 | 0 | 3 | 3 |
| | Other | 14 | 8 | 1 | 23 |
| | Parking 13-103 | 1 | 3 | 12 | 16 |
| | Personal Article Storage 8-119 | 6 | 286 | 0 | 292 |
| | Plastic 14-402 | 0 | 0 | 0 | 0 |
| | Shovel 16-409 | 7 | 0 | 0 | 7 |
| | Storage 16-805 | 1 | 1 | 0 | 2 |
| | STR Bikes Beach Gear 14-506f | 8 | 858 | 11 | 877 |
| | STR Parking 14-506d | 5 | 37 | 2 | 44 |
| | STR Parking 14-506d(1) | 5 | 30 | 3 | 38 |
| | STR Parking 14-506d(5) | 0 | 8 | 0 | 8 |
| | STR Trash 14-506e(1) | 0 | 18 | 0 | 18 |
| | Swim Wade 15-314 | 0 | 0 | 0 | 0 |
| | Trespass 15-119 | 0 | 0 | 0 | 0 |
| | Vehicle 16-302b | 4 | 0 | 0 | 4 |
| | Total | 321 | 1311 | 40 | 1672 |

Mr. Edgerton reported

- The Triathlon with the Resort was very successful and keeps improving every year. He thanked Ms. Johnstone and all those who participated.
- Recruitment had begun for the next season, with a career fair at the College of Charleston.
- The National United States Lifesaving Conference will be held in Ashville, NC, in November.

Mr. Thomae noted that in the report there were twenty verbal warnings were given for harassing animals and asked what type they were. Mr. Edgerton stated that harvesting a live sand dollar would fall into the category, along with alligators and birds.

Mr. Harris questioned how the short-term rental and non-short-term rental violations were coming along. Mr. Edgerton stated that, at this point, all the short-term rentals are aware of the process and the rules and are largely in compliance. There are some outliers, but there is a lot of positive feedback and corrections to the communications given when a violation is documented. He noted that enforcement of ordinances on non-rental properties with bicycles and beach gear is more difficult due to the late hours being worked, contact not being made with the homeowner, and the challenge being effectively communicating the violations in a reasonable amount of time so that corrections can be made. He described the new process that was implemented and had greatly reduced the number of violations.

E. Kiawah Island Community Association

| KICA Security Report Monthly Statistics: September 2023 | | | |
|---|---------|---------|---------|
| | 2021 | 2022 | 2023 |
| Deer Related Accidents (no personal injury) | 2 | 0 | 1 |
| False Residential Alarms | 0 | 0 | 0 |
| Vehicles passed through the Main Gate | 212,271 | 173,229 | 187,773 |
| Vehicles passed through the Vanderhorst Gate | 106,991 | 91,193 | 102,231 |

Mr. Ruppel also thanked the Resort for a positive and well-organized Triathlon.

Mr. Ruppel reported on:

- a speaker series was held last week highlighting security on the island and received many positive comments from the members.
- KICA security was fully staffed.
- A second bike patrol was added on the leisure trails during the day.

VI. Old Business: (Updates)

A. TOKI Law Enforcement Feasibility Study Consultant Recommendation

Mr. Harris stated that the Town released the Law Enforcement Feasibility Study Consultant RFP, and the three responses received were reviewed by a subgroup that consisted of Mayor Pro Tem Moffitt, Mr. Thomae, Mr. Williams, and himself. The subgroup evaluated each submission and felt that the proposal from the Center for Public Safety Management (CPSM) was the best-suited firm with the highly diverse experience and the most reasonable price.

Mr. Thomae made a motion that the Public Safety Committee recommend to the Ways and Means Committee the approval of the proposal from the Center for Public Safety Management as the consultants for the Law Enforcement Feasibility Study. Ms. Robison seconded the motion, and it was unanimously approved.

B. TOKI CSO Onboarding

Mr. Harris stated that there have been over eighty applicants for the Town’s new CSO (Community Service Officer) position. Once the applicants are narrowed down to approximately ten, Ms. Johnstone, Mr. Ruppel and himself would begin conducting the interviews with potential candidates to fill the position by November. The CSO would do traffic directions, help with traffic citations and traffic accidents, code enforcement, and handle incidents that are non-criminal or non-violent. The CSO will also go through a training program that is currently being created.

VII. New Business:

A. Communication among all entities meeting

Mr. Harris stated that he, Ms. Johnstone, representing the Resort, Mr. Ruppel, representing KICA, and Mr. Edgerton, representing Beach Patrol, met with Mr. Lake regarding communication on the island. There was a discussion of the unacceptable lack of communication with the island during the last storm, resulting in a positive outcome. Mr. Lake understood the island's concerns and needs and invited the representatives to attend the next CDC meeting in November.

VIII. Chairman's Updates (open)

Mr. Harris stated that he, along with Charleston County Emergency Management, was in the process of putting together a critical incident tabletop exercise and that once noticed, he asked that each entity has a representative to attend.

Mr. Harris also acknowledged and thanked Ms. Reynolds for the work she did in preparing and organizing the materials for the meeting.

**IX. Committee Members' Comments:
None**

X. Adjournment:

Mr. Ruppel made a motion to adjourn the meeting at 11:59 pm. Mr. Harris seconded the motion, and it was unanimously passed.

Submitted by,

Petra S. Reynolds, Town Clerk

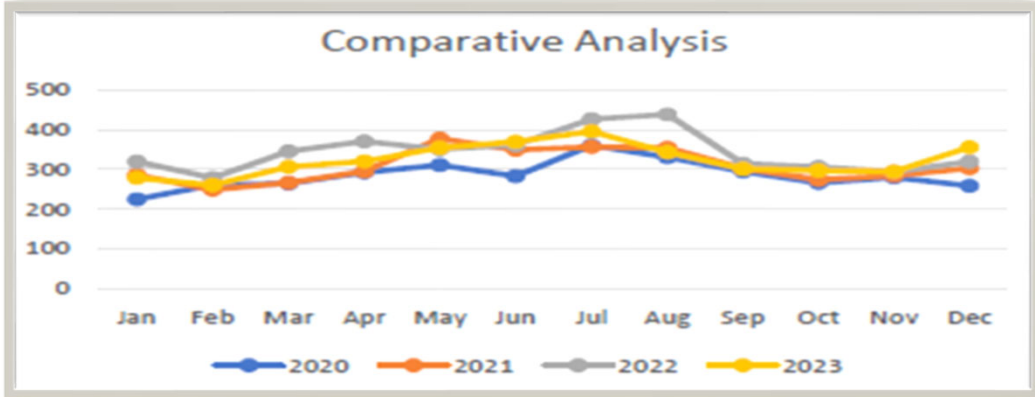
Approved by,

Craig Harris, Chairman

Date

**St. Johns Fire District
2022 Reports**

| 2023 | January | | February | | March | | April | | May | | June | | July | | August | | September | | October | | November | | December | | Totals | | | |
|---|------------|-----------|------------|-----------|------------|-----------|------------|-----------|------------|-----------|------------|-----------|------------|-----------|------------|-----------|------------|-----------|------------|-----------|------------|-----------|------------|-----------|-------------|------------|---|---|
| | Station | | Station | | Station | | Station | | Station | | Station | | Station | | Station | | Station | | Station | | Station | | Station | | Station | | | |
| | 4 | 6 | 4 | 6 | 4 | 6 | 4 | 6 | 4 | 6 | 4 | 6 | 4 | 6 | 4 | 6 | 4 | 6 | 4 | 6 | 4 | 6 | 4 | 6 | 4 | 6 | 4 | 6 |
| NFIRS Incident Type | | | | | | | | | | | | | | | | | | | | | | | | | | | | |
| Fires | 0 | 0 | 0 | 0 | 1 | 0 | 2 | 0 | 0 | 0 | 2 | 2 | 0 | 0 | 1 | 0 | 1 | 1 | 1 | 0 | 0 | 0 | 0 | 0 | 0 | 1 | 8 | 4 |
| Overpressure Rupture, Explosion, Overheat (no fire) | 0 | 0 | 0 | 0 | 0 | 0 | 0 | 0 | 0 | 0 | 0 | 0 | 0 | 0 | 0 | 0 | 0 | 0 | 0 | 0 | 0 | 0 | 0 | 0 | 0 | 0 | 0 | 0 |
| Rescue & Emergency Medical Service Incident | 13 | 6 | 18 | 7 | 18 | 8 | 16 | 12 | 26 | 12 | 30 | 17 | 18 | 7 | 30 | 8 | 20 | 16 | 17 | 8 | 22 | 11 | 17 | 7 | 245 | 119 | | |
| Hazardous Condition (No Fire) | 0 | 0 | 1 | 0 | 3 | 1 | 0 | 0 | 0 | 2 | 0 | 0 | 1 | 0 | 0 | 2 | 0 | 2 | 1 | 1 | 3 | 1 | 2 | 1 | 11 | 10 | | |
| Service Call | 2 | 4 | 1 | 0 | 5 | 0 | 4 | 3 | 6 | 0 | 4 | 3 | 1 | 0 | 7 | 6 | 0 | 3 | 5 | 2 | 5 | 1 | 4 | 1 | 44 | 23 | | |
| Good Intent Call | 1 | 1 | 2 | 2 | 3 | 1 | 3 | 0 | 6 | 3 | 5 | 2 | 2 | 2 | 7 | 0 | 9 | 4 | 3 | 4 | 4 | 3 | 8 | 2 | 53 | 24 | | |
| False Alarm & False Call | 5 | 7 | 6 | 7 | 4 | 11 | 9 | 10 | 11 | 13 | 9 | 19 | 6 | 7 | 15 | 12 | 11 | 9 | 4 | 9 | 3 | 14 | 13 | 5 | 96 | 123 | | |
| Severe Weather & Natural Disaster | 0 | 0 | 0 | 0 | 0 | 0 | 0 | 0 | 0 | 0 | 0 | 0 | 0 | 0 | 0 | 2 | 0 | 0 | 0 | 0 | 0 | 0 | 0 | 0 | 0 | 0 | 2 | 2 |
| Special Incident Type | 0 | 0 | 0 | 0 | 2 | 0 | 0 | 0 | 0 | 0 | 0 | 0 | 0 | 0 | 0 | 0 | 0 | 0 | 0 | 0 | 0 | 0 | 0 | 0 | 0 | 2 | 0 | 0 |
| TOTAL CALLS | 21 | 18 | 28 | 16 | 36 | 21 | 34 | 25 | 49 | 30 | 50 | 43 | 28 | 16 | 60 | 30 | 41 | 35 | 31 | 24 | 37 | 30 | 44 | 17 | 459 | 305 | | |
| Incidents by Volume | | | | | | | | | | | | | | | | | | | | | | | | | | | | |
| Fire | | 3.60 | | 5.77 | | 3.27 | | 5.63 | | 3.11 | | 2.71 | | 5.77 | | 3.50 | | 1.99 | | 4.73 | | 4.08 | | 2.54 | | | | |
| Medical | | 58.27 | | 60.00 | | 55.23 | | 51.88 | | 51.13 | | 53.93 | | 60.00 | | 48.40 | | 57.14 | | 50.68 | | 58.84 | | 51.83 | | | | |
| Other | | 38.13 | | 34.23 | | 41.50 | | 42.50 | | 41.81 | | 41.73 | | 34.23 | | 46.36 | | 38.87 | | 42.23 | | 35.37 | | 43.66 | | | | |
| Incidents by Island | # | % | # | % | # | % | # | % | # | % | # | % | # | % | # | % | # | % | # | % | # | % | # | % | # | % | | |
| Johns Island | 174 | 62.59 | 145 | 55.77 | 184 | 60.13 | 173 | 54.06 | 184 | 51.98 | 176 | 47.70 | 145 | 55.77 | 182 | 53.06 | 171 | 56.81 | 193 | 65.20 | 170 | 57.82 | 277 | 63.94 | | | | |
| Kiawah Island | 39 | 14.03 | 44 | 16.92 | 57 | 18.63 | 59 | 18.44 | 79 | 22.32 | 93 | 25.20 | 44 | 16.92 | 90 | 26.24 | 76 | 25.25 | 55 | 18.58 | 67 | 22.79 | 61 | 17.18 | | | | |
| Seabrook Island | 33 | 11.87 | 36 | 13.85 | 38 | 12.72 | 55 | 17.19 | 55 | 15.54 | 57 | 15.45 | 36 | 13.85 | 50 | 14.58 | 27 | 8.97 | 29 | 9.80 | 23 | 7.82 | 39 | 10.99 | | | | |
| Wasmalaw Island | 32 | 11.51 | 35 | 13.46 | 27 | 8.82 | 33 | 10.31 | 36 | 10.17 | 43 | 11.65 | 35.0 | 11.46 | 21 | 6.12 | 27 | 8.97 | 19 | 6.42 | 34 | 11.56 | 28 | 7.89 | | | | |
| TOTAL | 278 | | 260 | | 306 | | 320 | | 354 | | 369 | | 260 | | 343 | | 301 | | 296 | | 294 | | 405 | | 3786 | | | |





Charleston County EMS Response Summary KIAWAH



12/1/2023 thru 12/31/2023

KIAWAH

31 DAYS

12/1/2023 thru 12/31/2023

Dec 01 thru Dec 31

| | Overall | Echo | Delta | Charlie | Bravo | Alpha |
|-----------------------|---------|-------|-------|---------|-------|-------|
| Responses | 28 | 1 | 6 | 4 | 11 | 6 |
| Avg Responses per Day | 0.9 | 0.0 | 0.2 | 0.1 | 0.4 | 0.2 |
| Avg Response Time | 14:48 | 34:50 | 15:00 | 09:14 | 12:01 | 20:04 |
| Fractile | 54% | 0% | 33% | 75% | 64% | 50% |
| % > 20 Minutes | 18% | 100% | 33% | 0% | 0% | 33% |

| | 2023 | 2022 | 2021 | 2020 | 2019 |
|-------------------|-------|-------|-------|-------|-------|
| Responses | 28 | 22 | 25 | 20 | 16 |
| Avg # Responses | 0.9 | 0.7 | 0.8 | 0.6 | 0.5 |
| Avg Response Time | 14:48 | 10:40 | 12:57 | 18:13 | 11:24 |
| Fractile | 54% | 59% | 60% | 25% | 56% |
| % > 20 Minutes | 18% | 5% | 16% | 45% | 13% |

| | 0:00 | 1:00 | 2:00 | 3:00 | 4:00 | 5:00 | 6:00 | 7:00 | 8:00 | 9:00 | 10:00 | 11:00 | 12:00 | 13:00 | 14:00 | 15:00 | 16:00 | 17:00 | 6:00 | 19:00 | 20:00 | 21:00 | 22:00 | 23:00 |
|------------|-------|------|-------|-------|------|-------|------|-------|-------|-------|-------|-------|-------|-------|-------|-------|-------|-------|------|-------|-------|-------|-------|-------|
| Incidents | 1 | 0 | 1 | 1 | 0 | 1 | 0 | 1 | 3 | 2 | 6 | 1 | 0 | 1 | 1 | 1 | 0 | 0 | 0 | 4 | 1 | 1 | 2 | 0 |
| Resp. Time | 14:01 | NA | 23:28 | 14:26 | NA | 34:50 | NA | 12:47 | 15:50 | 09:12 | 09:47 | 32:25 | NA | 11:33 | 11:39 | 13:32 | NA | NA | NA | 12:56 | 14:51 | 12:37 | 21:00 | NA |
| Fractile | 100% | NA | 0% | 0% | NA | 0% | NA | 100% | 67% | 50% | 83% | 0% | NA | 0% | 100% | 0% | NA | NA | NA | 50% | 0% | 100% | 50% | NA |



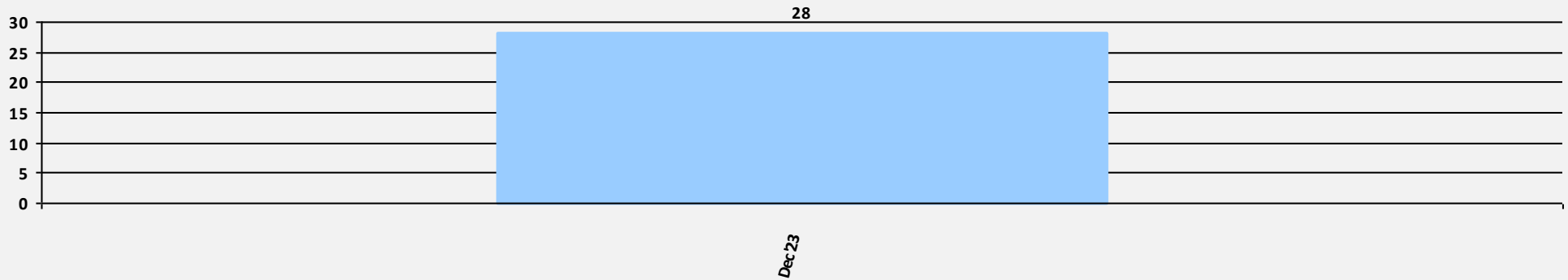
Charleston County EMS Response Summary KIAWAH



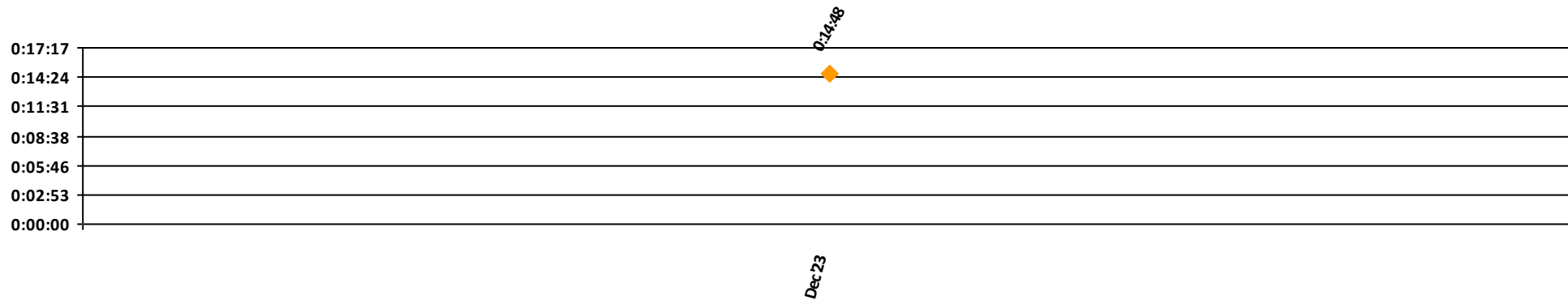
KIAWAH Trends

12/1/2023 thru 12/31/2023

Municipality Responses



Municipality Average Response Time






Charleston County EMS Response Summary KIAWAH



KIAWAH Trends

12/1/2023 thru 12/31/2023





Charleston County EMS Response Summary KIAWAH



12/1/2023 thru 12/31/2023

| Date | Incident | District | Dispatch Priority | Response Time |
|------------|------------|-------------|-------------------|---------------|
| 12/5/2023 | [REDACTED] | District 10 | P3_Charlie | 00:04:27 |
| 12/6/2023 | [REDACTED] | District 10 | P2_Delta | 00:05:01 |
| 12/7/2023 | [REDACTED] | District 10 | P4_Bravo | 00:08:39 |
| 12/8/2023 | [REDACTED] | District 10 | P5_Alpha | 00:14:57 |
| 12/9/2023 | [REDACTED] | District 10 | P5_Alpha | 00:06:59 |
| 12/9/2023 | [REDACTED] | District 10 | P4_Bravo | 00:05:09 |
| 12/9/2023 | [REDACTED] | District 10 | P4_Bravo | 00:13:15 |
| 12/9/2023 | [REDACTED] | District 10 | P4_Bravo | 00:17:01 |
| 12/9/2023 | [REDACTED] | District 10 | P4_Bravo | 00:10:58 |
| 12/11/2023 | [REDACTED] | District 10 | P4_Bravo | 00:12:47 |
| 12/13/2023 | [REDACTED] | District 10 | P3_Charlie | 00:06:03 |
| 12/14/2023 | [REDACTED] | District 10 | P5_Alpha | 00:16:52 |
| 12/16/2023 | [REDACTED] | District 10 | P4_Bravo | 00:14:26 |
| 12/16/2023 | [REDACTED] | District 10 | P2_Delta | 00:06:50 |
| 12/21/2023 | [REDACTED] | District 10 | P3_Charlie | 00:10:59 |
| 12/21/2023 | [REDACTED] | District 10 | P4_Bravo | 00:13:32 |



Charleston County EMS Response Summary KIAWAH



12/1/2023 thru 12/31/2023

| Date | Incident | District | Dispatch Priority | Response Time |
|------------|-----------------|-------------|-------------------|---------------|
| 12/24/2023 | 23 [REDACTED] | District 10 | P2_Delta | 00:23:28 |
| 12/24/2023 | 23 [REDACTED] | District 10 | P1_Echo | 00:34:50 |
| 12/26/2023 | 23 [REDACTED] | District 10 | P5_Alpha | 00:14:01 |
| 12/26/2023 | 23-0 [REDACTED] | District 10 | P4_Bravo | 00:12:12 |
| 12/26/2023 | 23 [REDACTED] | District 10 | P2_Delta | 00:14:51 |
| 12/28/2023 | 23 [REDACTED] | District 10 | P2_Delta | 00:11:33 |
| 12/29/2023 | 23 [REDACTED] | District 10 | P5_Alpha | 00:32:25 |
| 12/29/2023 | 23 [REDACTED] | District 10 | P4_Bravo | 00:12:37 |
| 12/30/2023 | 23 [REDACTED] | District 10 | P2_Delta | 00:28:20 |
| 12/30/2023 | 23 [REDACTED] | District 10 | P4_Bravo | 00:11:39 |
| 12/31/2023 | 23 [REDACTED] | District 10 | P3_Charlie | 00:15:28 |
| 12/31/2023 | 23 [REDACTED] | District 10 | P5_Alpha | 00:35:10 |

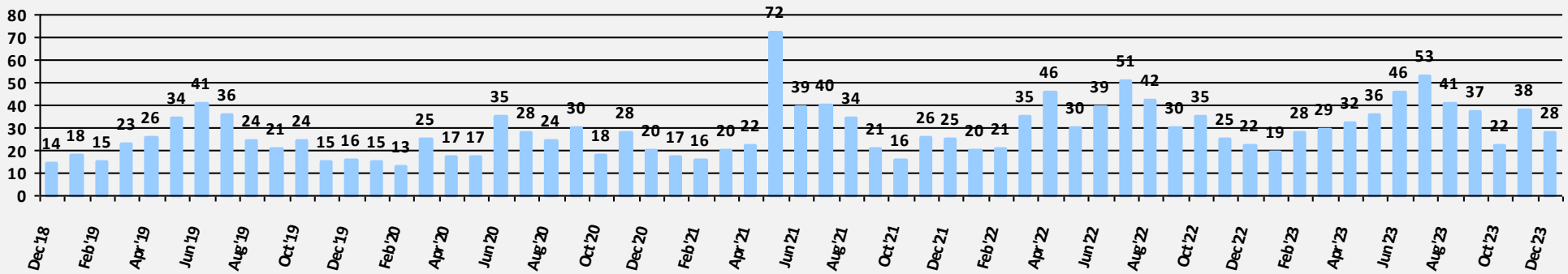


Charleston County EMS Response Summary KIAWAH

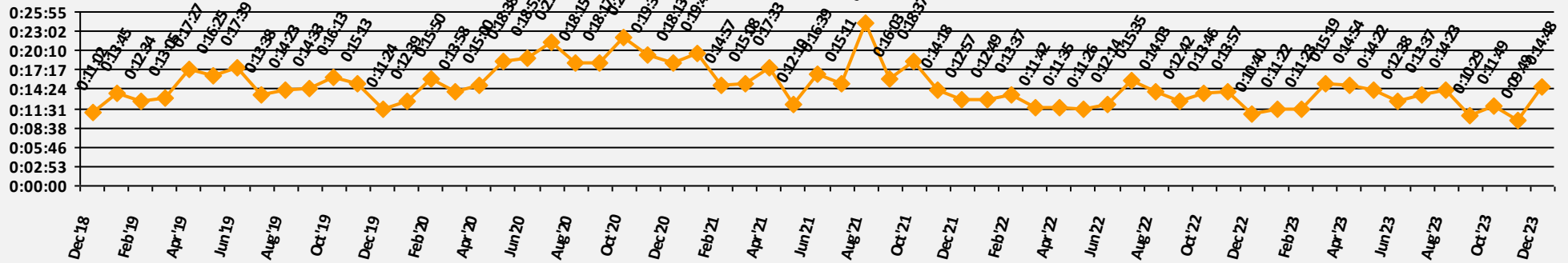


12/1/2023 thru 12/31/2023

Municipality Responses



Municipality Average Response Time

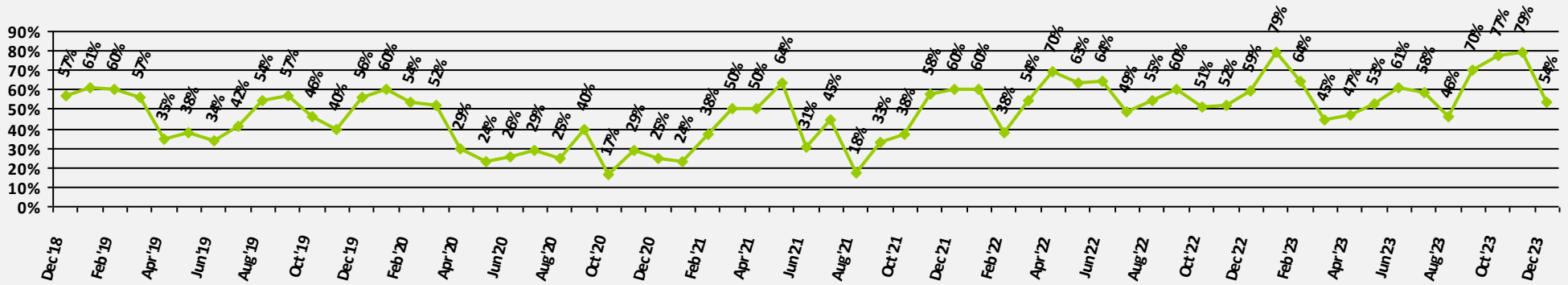




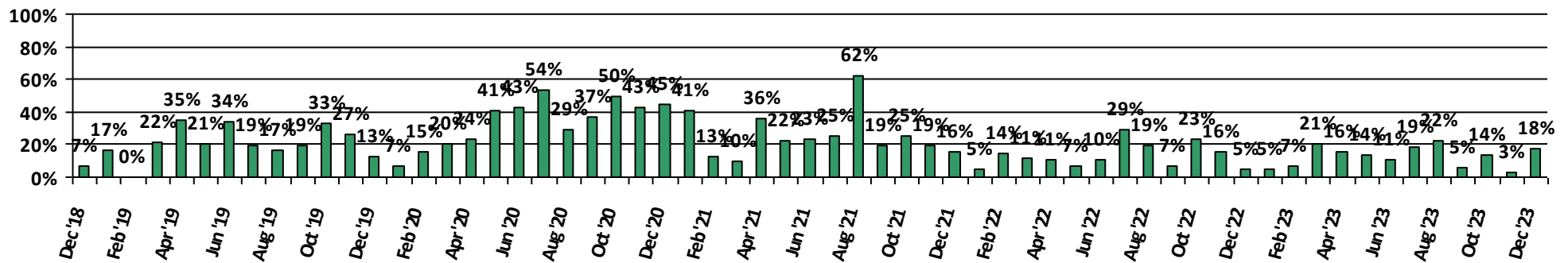
Charleston County EMS Response Summary KIAWAH



Municipality Combined Fractile



Municipality Percentage of Responses > 20 Minutes



2023 Beach Patrol Activity

| Enforcement | Subcategory | Verbal Warning | Written Warning | Citation | Violation Total |
|-------------|--------------------------------|----------------|-----------------|-----------|-----------------|
| | Alcohol 15-208 | 0 | 0 | 0 | 0 |
| | Alligator 15-501 | 0 | 0 | 0 | 0 |
| | Beached Boat 16-803 | 1 | 1 | 0 | 2 |
| | Beach Fire 15-105 | 0 | 0 | 0 | 0 |
| | Build Permit | 0 | 0 | 0 | 0 |
| | Business License | 0 | 0 | 0 | 0 |
| | Critical Habitat 16-604 | 205 | 9 | 1 | 215 |
| | Disorderly 15-204 | 0 | 0 | 1 | 1 |
| | Drone 7-302 | 11 | 4 | 0 | 15 |
| | Dune 16-403 | 271 | 1 | 1 | 273 |
| | Fireworks 15-209 | 0 | 0 | 0 | 0 |
| | Glass 16-818 | 144 | 2 | 1 | 147 |
| | Harass Animal 16-810 | 20 | 4 | 0 | 24 |
| | Leash 7-201 | 458 | 35 | 7 | 500 |
| | Lights 16-107 | 0 | 0 | 0 | 0 |
| | Littering 15-212 | 1 | 0 | 0 | 1 |
| | Narcotics 15-213 | 0 | 0 | 0 | 0 |
| | Noise 15-306 | 3 | 0 | 0 | 3 |
| | Nudity 16-806 | 1 | 0 | 0 | 1 |
| | Other | 15 | 0 | 5 | 20 |
| | Parking 13 -103 | 7 | 3 | 35 | 45 |
| | Personal Article Storage 8-119 | 0 | 3 | 0 | 3 |
| | Plastic 14-402 | 1 | 0 | 0 | 1 |
| | Shovel 16-409 | 132 | 0 | 0 | 132 |
| | Storage 16-805 | 0 | 7 | 0 | 7 |
| | STR Bikes Beach Gear 14-506f | 0 | 0 | 0 | 0 |
| | STR Parking 14-506d | 0 | 0 | 0 | 0 |
| | STR Parking 14-506d(1) | 0 | 0 | 0 | 0 |
| | STR Parking 14-506d(5) | 0 | 4 | 0 | 4 |
| | STR Trash 14-506e(1) | 0 | 0 | 0 | 0 |
| | Swim Wade 15-314 | 55 | 1 | 0 | 56 |
| | Trespass 15-119 | 0 | 0 | 0 | 0 |
| | Vehicle 16-302b | 59 | 4 | 3 | 66 |
| | Total: | 1384 | 78 | 54 | 1516 |

| Other Activity | Subcategory | Total |
|-----------------|---------------|-------|
| Rescue | Person | 6 |
| | Boat | 6 |
| Medical Call | Major Medical | 16 |
| | Minor Medical | 69 |
| | Jellyfish | 15 |
| | Stingray | 91 |
| Missing Persons | | 12 |
| Prevention | | 119 |
| Public Assist | | 231 |
| Wildlife | | 229 |

December 2023 Beach Patrol Activity

| Enforcement | Subcategory | Verbal Warning | Written Warning | Citation | Violation Total |
|-------------|--------------------------------|----------------|-----------------|----------|-----------------|
| | Alcohol 15-208 | | | | 0 |
| | Alligator 15-501 | | | | 0 |
| | Beached Boat 16-803 | | | | 0 |
| | Beach Fire 15-105 | | | | 0 |
| | Build Permit | | | | 0 |
| | Business License | | | | 0 |
| | Critical Habitat 16-604 | 7 | | | 7 |
| | Disorderly 15-204 | | | | 0 |
| | Drone 7-302 | | | | 0 |
| | Dune 16-403 | 9 | | | 9 |
| | Fireworks 15-209 | | | | 0 |
| | Glass 16-818 | | | | 0 |
| | Harass Animal 16-810 | | | | 0 |
| | Leash 7-201 | | | | 0 |
| | Lights 16-107 | | | | 0 |
| | Littering 15-212 | | | | 0 |
| | Narcotics 15-213 | | | | 0 |
| | Noise 15-306 | | | | 0 |
| | Nudity 16-806 | | | | 0 |
| | Other | | | | 0 |
| | Parking 13 -103 | | | 18 | 18 |
| | Personal Article Storage 8-119 | | | | 0 |
| | Plastic 14-402 | | | | 0 |
| | Shovel 16-409 | | | | 0 |
| | Storage 16-805 | | | | 0 |
| | STR Bikes Beach Gear 14-506f | | | | 0 |
| | STR Parking 14-506d | | | | 0 |
| | STR Parking 14-506d(1) | | | | 0 |
| | STR Parking 14-506d(5) | | | | 0 |
| | STR Trash 14-506e(1) | | | | 0 |
| | Swim Wade 15-314 | | | | 0 |
| | Trespass 15-119 | | | | 0 |
| | Vehicle 16-302b | | | | 0 |
| | Total: | 16 | 0 | 18 | 34 |

| Other Activity | Subcategory | Total |
|-----------------|---------------|-------|
| Rescue | | |
| | Person | |
| | Boat | |
| Medical Call | | |
| | Major Medical | |
| | Minor Medical | |
| | Jellyfish | |
| | Stingray | |
| Missing Persons | | |
| Prevention | | 1 |
| Public Assist | | 5 |
| Wildlife | | 6 |

2023 Evening Enforcement Activity

| Enforcement | Subcategory | Verbal Warning | Written Warning | Citation | Violation Total |
|-------------|--------------------------------|----------------|-----------------|-----------|-----------------|
| | Alcohol 15-208 | 2 | 0 | 0 | 2 |
| | Alligator 15-501 | 0 | 0 | 0 | 0 |
| | Beached Boat 16-803 | 0 | 0 | 0 | 0 |
| | Beach Fire 15-105 | 0 | 0 | 4 | 4 |
| | Build Permit | 0 | 3 | 0 | 3 |
| | Business License | 0 | 0 | 0 | 0 |
| | Critical Habitat 16-604 | 9 | 0 | 0 | 9 |
| | Disorderly 15-204 | 2 | 0 | 1 | 3 |
| | Drone 7-302 | 1 | 0 | 0 | 1 |
| | Dune 16-403 | 5 | 0 | 0 | 5 |
| | Fireworks 15-209 | 11 | 0 | 0 | 11 |
| | Glass 16-818 | 15 | 0 | 0 | 15 |
| | Harass Animal 16-810 | 3 | 0 | 0 | 3 |
| | Leash 7-201 | 24 | 4 | 3 | 31 |
| | Lights 16-107 | 180 | 2 | 0 | 182 |
| | Littering 15-212 | 1 | 84 | 0 | 85 |
| | Narcotics 15-213 | 0 | 0 | 0 | 0 |
| | Noise 15-306 | 29 | 0 | 0 | 29 |
| | Nudity 16-806 | 0 | 0 | 3 | 3 |
| | Other | 18 | 9 | 1 | 28 |
| | Parking 13-103 | 1 | 3 | 12 | 16 |
| | Personal Article Storage 8-119 | 6 | 315 | 0 | 321 |
| | Plastic 14-402 | 0 | 0 | 0 | 0 |
| | Shovel 16-409 | 7 | 0 | 0 | 7 |
| | Storage 16-805 | 1 | 1 | 0 | 2 |
| | STR Bikes Beach Gear 14-506f | 8 | 951 | 11 | 970 |
| | STR Parking 14-506d | 5 | 44 | 2 | 51 |
| | STR Parking 14-506d(1) | 5 | 39 | 3 | 47 |
| | STR Parking 14-506d(5) | 0 | 14 | 0 | 14 |
| | STR Trash 14-506e(1) | 0 | 20 | 0 | 20 |
| | Swim Wade 15-314 | 0 | 0 | 0 | 0 |
| | Trespass 15-119 | 0 | 0 | 0 | 0 |
| | Vehicle 16-302b | 4 | 0 | 0 | 4 |
| | Total: | 337 | 1489 | 40 | 1866 |

| Other Activity | Subcategory | Total |
|-------------------------|-----------------|-------|
| Follow-Up for Day Shift | Other | 157 |
| | Permit Question | 89 |
| | STR Question | 45 |
| Rescue | Person | 4 |
| | Boat | 5 |
| Medical Call | Major Medical | 9 |
| | Minor Medical | 5 |
| | Jellyfish | 0 |
| | Stingray | 2 |
| Missing Persons | | 4 |
| Prevention | | 15 |
| Public Assist | | 72 |
| Wildlife | | 52 |

December 2023 Evening Enforcement Activity

| Enforcement | Subcategory | Verbal Warning | Written Warning | Citation | Violation Total |
|-------------|--------------------------------|----------------|-----------------|----------|-----------------|
| | Alcohol 15-208 | | | | 0 |
| | Alligator 15-501 | | | | 0 |
| | Beached Boat 16-803 | | | | 0 |
| | Beach Fire 15-105 | | | | 0 |
| | Build Permit | | | | 0 |
| | Business License | | | | 0 |
| | Critical Habitat 16-604 | 1 | | | 1 |
| | Disorderly 15-204 | | | | 0 |
| | Drone 7-302 | | | | 0 |
| | Dune 16-403 | | | | 0 |
| | Fireworks 15-209 | | | | 0 |
| | Glass 16-818 | | | | 0 |
| | Harass Animal 16-810 | | | | 0 |
| | Leash 7-201 | | | | 0 |
| | Lights 16-107 | | | | 0 |
| | Littering 15-212 | | 12 | | 12 |
| | Narcotics 15-213 | | | | 0 |
| | Noise 15-306 | 1 | | | 1 |
| | Nudity 16-806 | | | | 0 |
| | Other | | 1 | | 1 |
| | Parking 13-103 | | | | 0 |
| | Personal Article Storage 8-119 | | 3 | | 3 |
| | Plastic 14-402 | | | | 0 |
| | Shovel 16-409 | | | | 0 |
| | Storage 16-805 | | | | 0 |
| | STR Bikes Beach Gear 14-506f | | 15 | | 15 |
| | STR Parking 14-506d | | 4 | | 4 |
| | STR Parking 14-506d(1) | | 2 | | 2 |
| | STR Parking 14-506d(5) | | 2 | | 2 |
| | STR Trash 14-506e(1) | | | | 0 |
| | Swim Wade 15-314 | | | | 0 |
| | Trespass 15-119 | | | | 0 |
| | Vehicle 16-302b | | | | 0 |
| | Total: | 2 | 39 | 0 | 41 |

| Other Activity | Subcategory | Total |
|-------------------------|-----------------|-------|
| Follow-Up for Day Shift | Other | 8 |
| | Permit Question | 2 |
| | STR Question | |
| Rescue | Person | |
| | Boat | |
| Medical Call | Major Medical | 3 |
| | Minor Medical | |
| | Jellyfish | |
| | Stingray | |
| Missing Persons | | |
| Prevention | | |
| Public Assist | | 10 |
| Wildlife | | |

KICA Security Report

Monthly Statistics: December 2023

| | 2021 | 2022 | 2023 |
|--|---------|---------|---------|
| Deer Related Accidents (no personal injury) | 0 | 3 | 0 |
| False Residential Alarms | 2 | 0 | 1 |
| Vehicles passed through the Main Gate | 151,830 | 154,813 | 147,610 |
| Vehicles passed through the Vanderhorst Gate | 88,277 | 92,613 | 82,002 |

Non-Cost Passes Issued by Type

| | | | |
|-----------------------|-------|-------|-------|
| Day | 3,725 | 3,478 | 3,341 |
| Owner/Owner Guest | 1,223 | 1,118 | 1,052 |
| Renter | 1,012 | 797 | 775 |
| Commercial | 1,309 | 1,349 | 1,440 |
| Employee Paper Passes | 71 | 58 | 64 |
| Employee Decals | 22 | 15 | 23 |
| Special Events | 1,547 | 527 | 1,606 |

Cost Passes Issued by Type

| | | | |
|---------------------------|-------|-------|-------|
| 4 Wheel Decal | 182 | 167 | 187 |
| 6 Wheel Decal | 14 | 13 | 13 |
| 7+ Wheel Decal | 5 | 2 | 2 |
| Commercial Employee Decal | 62 | 51 | 38 |
| 4 Wheel Day Pass | 1,965 | 1,883 | 1,841 |
| 6 Wheel Day Pass | 383 | 349 | 359 |
| 7+ Wheel Day Pass | 141 | 118 | 149 |

Covenant Violations

| | | | |
|-------------------|-----|-----|-----|
| Verbal Contacts | 92 | 111 | 52 |
| Written Warnings | 6 | 1 | 2 |
| Penalty Citations | 34 | 44 | 49 |
| Total Violations | 132 | 156 | 103 |

Rule Violation By Category Comparison

January -December 2023

| Category | Number 2021 | Number 2022 | Difference | % Change | Number 2022 | Number 2023 | Difference | %Change | Number 2021 | Number 2023 | Difference | % Change |
|--------------------------|----------------|----------------|------------|-------------|----------------|----------------|-------------|---------------|----------------|----------------|-------------|---------------|
| After Commercial Hours | 10 | 6 | -4 | -40.0% | 6 | 30 | 24 | 400.0% | 10 | 30 | 20 | 200.0% |
| Animals | 1 | 1 | 0 | 0.0% | 1 | 3 | 2 | 200.0% | 1 | 3 | 2 | 200.0% |
| Bicycles/Joggers on Road | 41 | 24 | -17 | -41.5% | 24 | 18 | -6 | -25.0% | 41 | 18 | -23 | -56.1% |
| Boat at Residence | 17 | 15 | -2 | -11.8% | 15 | 7 | -8 | -53.3% | 17 | 7 | -10 | -58.8% |
| Camper/RV at Residence | 2 | 0 | -2 | -200.0% | 0 | 0 | 0 | 0.0% | 2 | 0 | -2 | -200.0% |
| Fireworks | 0 | 0 | 0 | 0.0% | 0 | 0 | 0 | 0.0% | 0 | 0 | 0 | 0.0% |
| Misc. Items | 824 | 1,404 | 580 | 70.4% | 1,404 | 183 | -1,221 | -87.0% | 824 | 183 | -641 | -77.8% |
| Noise | 10 | 25 | 15 | 150.0% | 25 | 33 | 8 | 32.0% | 10 | 33 | 23 | 230.0% |
| Parking Violations | 1,000 | 609 | -391 | -39.1% | 609 | 1,219 | 610 | 100.2% | 1,000 | 1,219 | 219 | 21.9% |
| Pass Violations | 155 | 105 | -50 | -32.3% | 105 | 98 | -7 | -6.7% | 155 | 98 | -57 | -36.8% |
| Trailer at Residence | 50 | 18 | -32 | -64.0% | 18 | 83 | 65 | 361.1% | 50 | 83 | 33 | 66.0% |
| Total | 2,110 | 2,207 | 97 | 4.6% | 2,207 | 1,674 | -533 | -24.2% | 2,110 | 1,674 | -436 | -20.7% |

KICA Security Report

2023 Annual Report

| | 2021 | 2022 | 2023 |
|--|-----------|-----------|-----------|
| Vehicles passed through the Main Gate | 2,431,383 | 2,129,741 | 2,269,320 |
| Vehicles passed through the Vanderhorst Gate | 1,315,247 | 1,257,310 | 1,357,623 |
| Deer Related Accidents (no personal injury) | 9 | 9 | 5 |
| False Residential Alarms | 20 | 24 | 6 |

Non-Cost Passes Issued by Type

| | | | |
|-----------------------|--------|--------|--------|
| Day | 49,682 | 47,152 | 46,324 |
| Owner/Owner Guest | 16,382 | 14,045 | 13,502 |
| Renter | 18,769 | 10,927 | 12,113 |
| Commercial | 19,801 | 16,598 | 16,871 |
| Employee Paper Passes | 1,731 | 1,809 | 1,574 |
| Employee Decals | 660 | 1,164 | 1,032 |
| Special Events | 16,562 | 14,311 | 15,680 |

Cost Passes Issued by Type

| | | | |
|---------------------------|--------|--------|--------|
| 4 Wheel Decal | 3,695 | 3,557 | 3,877 |
| 6 Wheel Decal | 313 | 301 | 301 |
| 7+ Wheel Decal | 56 | 57 | 51 |
| Commercial Employee Decal | 790 | 703 | 716 |
| 4 Wheel Day Pass | 25,638 | 25,689 | 26,664 |
| 6 Wheel Day Pass | 4,940 | 4,735 | 4,931 |
| 7+ Wheel Day Pass | 1,643 | 1,745 | 2,054 |

Covenant Violations

| | | | |
|-------------------|-------|-------|-------|
| Verbal Contacts | 1,487 | 1,773 | 704 |
| Written Warnings | 77 | 50 | 106 |
| Penalty Citations | 546 | 384 | 864 |
| Total Violations | 2,110 | 2,207 | 1,674 |

Covenant Violations Issued By Category

| | | | |
|------------------------|----|---|----|
| After Commercial Hours | 10 | 6 | 30 |
| Animals | 1 | 1 | 3 |

| | | | |
|--------------------------|-------|-------|-------|
| Bicycles/Joggers on Road | 41 | 24 | 18 |
| Boat at Residence | 17 | 15 | 7 |
| Camper/RV at Residence | 2 | 0 | 0 |
| Fireworks | 0 | 0 | 0 |
| Miscellaneous Items | 824 | 1,404 | 183 |
| Noise Violations | 10 | 25 | 33 |
| Parking Violations | 1,000 | 609 | 1,219 |
| Pass Violations | 155 | 105 | 98 |
| Trailer at Residence | 50 | 18 | 83 |
| Total | 2,110 | 2,207 | 1,674 |

MAYOR:
John Labriola

TOWN ADMINISTRATOR:
Stephanie Tillerson

TOWN ATTORNEY:
Joseph Wilson



MAYOR PRO TEMPORE:
Michael Heidingsfelder

COUNCIL MEMBERS:
Bradley D. Belt
Russell A. Berner

2024
PUBLIC SAFETY COMMITTEE
MEETING DATES

| <u>MONTH</u> | <u>DATE</u> | <u>TIME</u> |
|---------------------|--------------------|--------------------|
| January | 17 th * | 11:00 AM |
| March | 13 th | 11:00 AM |
| May | 15 th * | 11:00 AM |
| July | 10 th | 11:00 AM |
| September | 18 th * | 11:00 AM |
| November | 13 th | 11:00 AM |

Kiawah Island's Public Safety Committee regularly meets on the second Wednesday bi-monthly at 11:00 am in the Municipal Center's Council Chambers.

If you should have any questions regarding this schedule, please call Town Hall (843) 768-9166.

Meeting agendas will be available 24 hours in advance of meetings.

* Rescheduled due to holiday or calendar conflicts